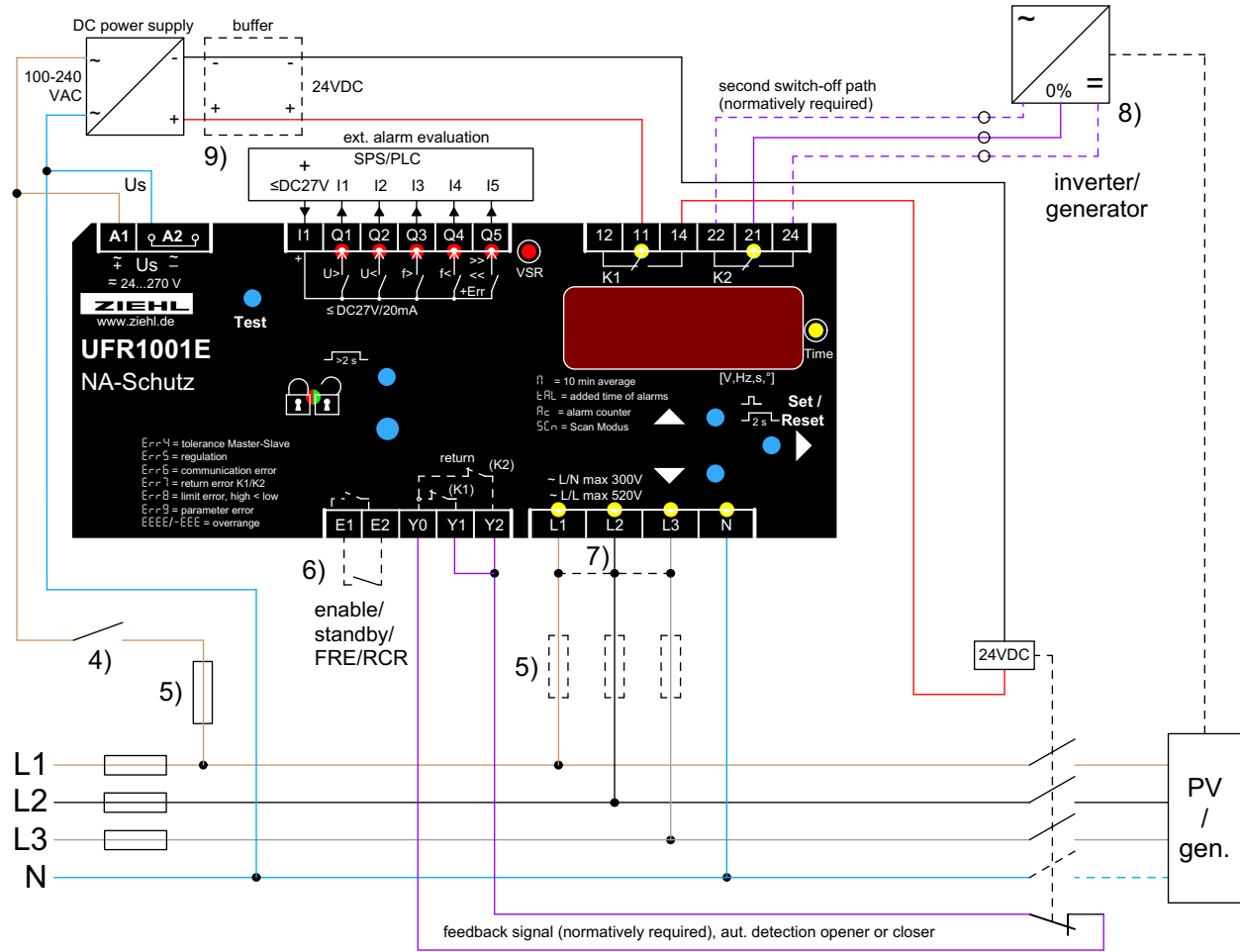


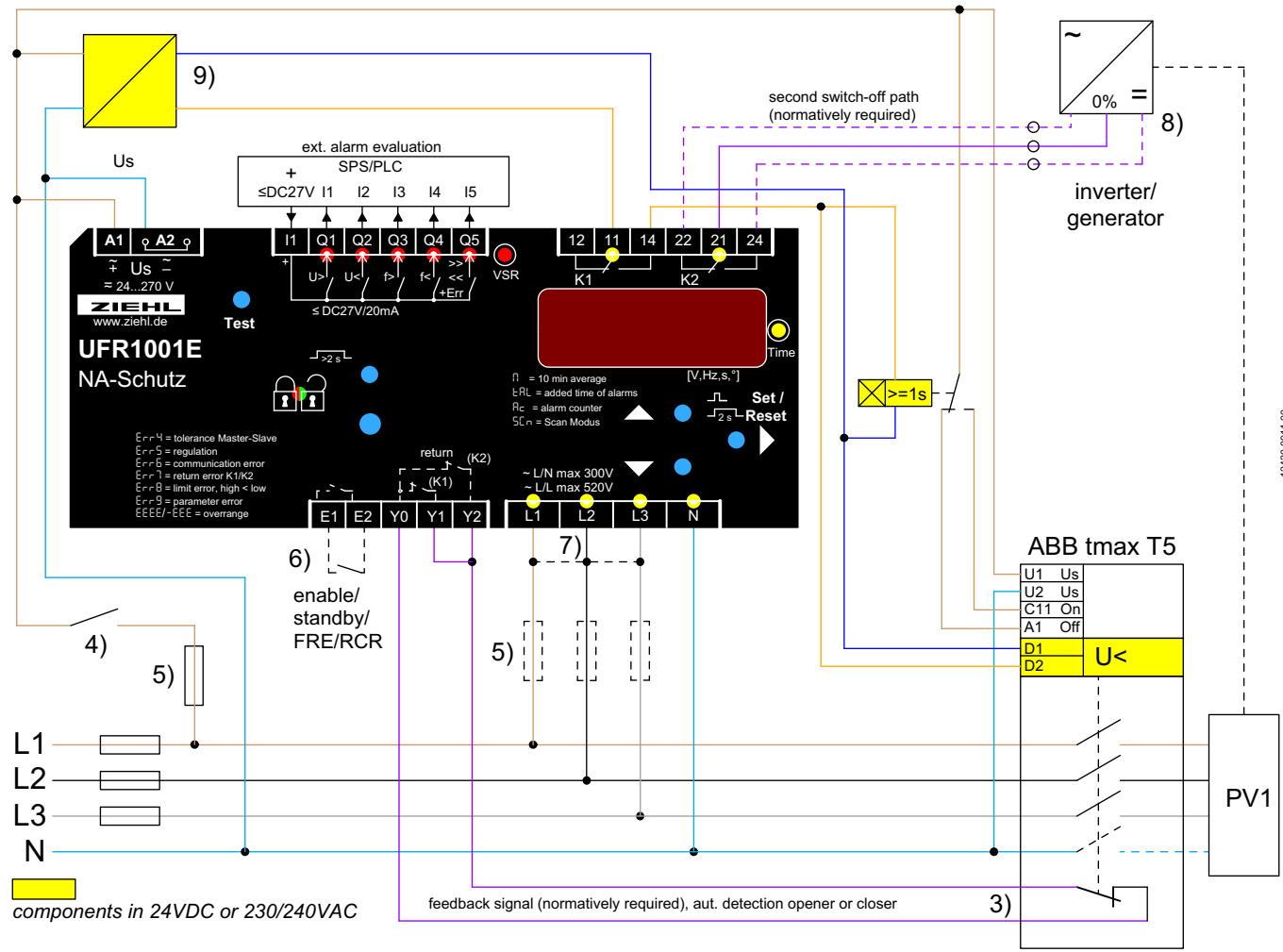
- 4) Switch off of plant without recording an alarm
- 5) Fuses only when line protection necessary, e.g. 16 A
- 6) contact closed and  $U_{5r} / 5t_{bH}$ . (default setting) = Standby, K1+2 switched off (e.g. by ripple control receiver or clock,...)
- 7) 1 phase Application connect L1-L2-L3, 2 phase Application L1 / L2+L3 (only Pr 5, 7, 10, 13, 20)
- 8) Single-fault safety: shutdown of the self generation plant e.g. by ripple control input 0% with K2. Use coupling relays for contact multiplication of if safe isolation is required. (control voltage 24-230VAC or feeded over power supply / buffer) This second switch-off path must be tested separately during commissioning. (t5t2)
- 9) Power supply / buffering. Switches have to withstand undervoltage / voltage breakdown for min.3 s / 0,3 (FRT)

12420-0911-00



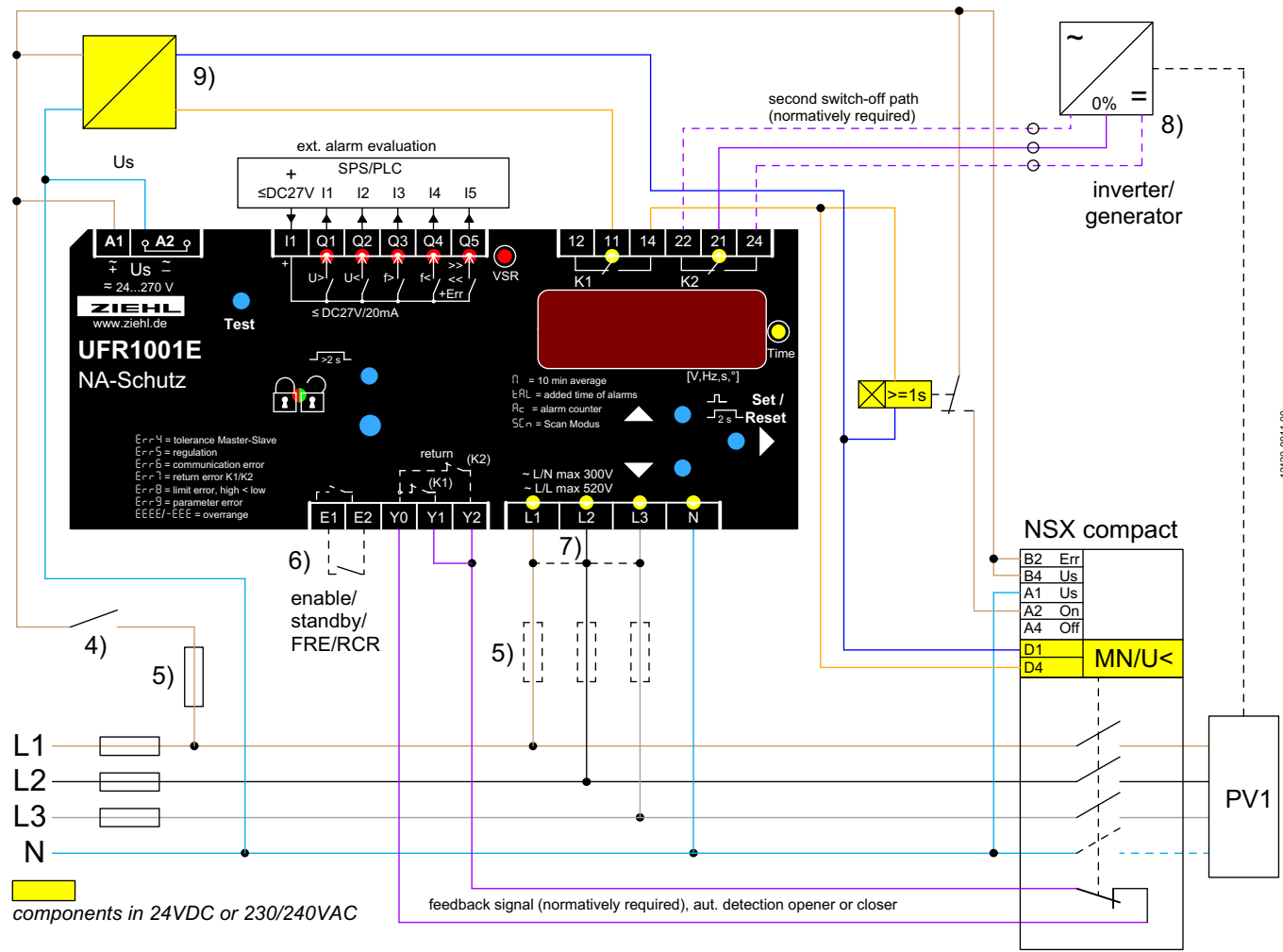
- 4) Switch off of plant without recording an alarm
- 5) Fuses only when line protection necessary, e.g. 16 A
- 6) contact closed and  $u_{sr} / 5t_{bH}$ . (default setting) = Standby, K1+2 switched off (e.g. by ripple control receiver or clock,...)
- 7) 1 phase Application connect L1-L2-L3, 2 phase Application L1 / L2+L3 (only Pr 5, 7, 10, 13, 20)
- 8) Single-fault safety: shutdown of the self generation plant e.g. by ripple control input 0% with K2. Use coupling relays for contact multiplication of if safe isolation is required. (control voltage 24-230VAC or feeded over power supply / buffer) This second switch-off path must be tested separately during commissioning. (t5t2)
- 9) Power supply / buffering. Switches have to withstand undervoltage / voltage breakdown for min.3 s / 0,3 (FRT) The buffer module may be needed to provide the power at power up.

12420-0911-00



- 4) Switch off of plant without recording an alarm
- 5) Fuses only when line protection necessary, e.g. 16 A
- 6) contact closed and  $U_{5r} / 5t_{5H}$ . (default setting) = Standby, K1+2 switched off (e.g. by ripple control receiver or clock,...)
- 7) 1 phase Application connect L1-L2-L3, 2 phase Application L1 / L2+L3 (only Pr 5, 7, 10, 13, 20)
- 8) Single-fault safety: shutdown of the self generation plant e.g. by ripple control input 0% with K2. Use coupling relays for contact multiplication of if safe isolation is required. (control voltage 24-230VAC or feeded over power supply / buffer) This second switch-off path must be tested separately during commissioning. (t5t2)
- 9) Power supply / buffering. Switches have to withstand undervoltage / voltage breakdown for min.3 s / 0,3 (FRT)

12420-0911-00



- 4) Switch off of plant without recording an alarm
- 5) Fuses only when line protection necessary, e.g. 16 A
- 6) contact closed and  $u_{sr} / 5t_{bH}$ . (default setting) = Standby, K1+2 switched off (e.g. by ripple control receiver or clock,...)
- 7) 1 phase Application connect L1-L2-L3, 2 phase Application L1 / L2+L3 (only Pr 5, 7, 10, 13, 20)
- 8) Single-fault safety: shutdown of the self generation plant e.g. by ripple control input 0% with K2. Use coupling relays for contact multiplication of if safe isolation is required. (control voltage 24-230VAC or feeded over power supply / buffer)  
This second switch-off path must be tested separately during commissioning. (t5t2)
- 9) Power supply / buffering. Switches have to withstand undervoltage / voltage breakdown for min.3 s / 0,3 (FRT)

12420-0911-00